

# Fall Into Edgewater 2013

## Meet Results

Oct 4-6, 2013





Page: 1

Printed: 10/6/2013 11:58 AM

Women / 4 / Group 3

Session: 8

Judge's Signatures

| Rank | Num | Name              | Gym                  |  |  |  |  | AA           |
|------|-----|-------------------|----------------------|---|--|---|---|--------------|
| 1    | 462 | Allie Herbert     | Ultimate             | 9.000<br>1  | 9.400<br>1   | 9.125<br>1  | 9.025<br>1  | 36.550<br>1  |
| 2    | 478 | Davis Henry       | Ultimate             | 8.400<br>5  | 8.700<br>2   | 8.300<br>4  | 8.700<br>3  | 34.100<br>2  |
| 3    | 475 | Brooke Paxson     | Stingray Gymnastics  | 7.850<br>9  | 8.650<br>3   | 8.725<br>2  | 8.550<br>4  | 33.775<br>3  |
| 4    | 485 | Susannah Jackson  | Eastern Shore        | 8.050<br>6  | 7.750<br>6   | 8.475<br>3  | 8.775<br>2  | 33.050<br>4  |
| 5    | 441 | Amy Tortoriello   | Stingray Gymnastics  | 8.450<br>3T   | 8.425<br>4   | 7.775<br>5  | 8.325<br>7  | 32.975<br>5  |
| 6    | 480 | Ansley Daigle     | Eastern Shore        | 8.450<br>3T   | 8.250<br>5   | 7.650<br>6  | 8.500<br>5  | 32.850<br>6  |
| 7    | 471 | Aubrey Ortis      | Eastern Shore        | 8.000<br>7T   | 7.400<br>7T  | 7.600<br>7  | 8.300<br>8  | 31.300<br>7  |
| 8    | 486 | Margaret O'Connor | Eastern Shore        | 7.450<br>11   | 7.400<br>7T  | 7.450<br>9  | 8.400<br>6  | 30.700<br>8  |
| 9    | 469 | Adrienne Carson   | Thomasville Twisters | 8.800<br>2  | 7.200<br>9   | 7.100<br>10   | 7.550<br>9  | 30.650<br>9  |
| 10   | 424 | Bironna Hugans    | Thomasville Twisters | 7.800<br>10   | 5.800<br>10  | 7.000<br>11   | 7.500<br>10   | 28.100<br>10 |
| 11   | 421 | Colleen Folsom    | Thomasville Twisters | 8.000<br>7T   | 4.250<br>11  | 7.500<br>8  | 7.300<br>11   | 27.050<br>11 |