

2013 SC Xcel State Championships

Meet Results





Mar 15-17, 2013

Page: 1
Printed: 3/17/2013 8:44:57 PM

Women / BR / F

Session: 10

Judge's Signatures

Rank	Num	Name	Gym					AA
1	1332	Lauren Potts	Thomas	9.200 1T	9.575 1	9.650 3	9.650 2	38.075 1
2	1262	Jessica LeBlanc	MEGA	8.975 10	9.400 4T	9.700 1	9.725 1	37.800 2
3	1136	Sydney Myer	Foothills	9.125 6T	9.550 2	9.625 4	9.425 7	37.725 3
4	1296	Laura Maly	Palmetto	9.150 3T	9.400 5T	9.675 2	9.400 8	37.625 4
5	1017	Larissa Arias	Aiken	9.200 2T	9.475 3	9.350 6	9.450 4T	37.475 5
6	4245	Taylor Moore	Hartsville	9.150 4T	9.325 7T	9.425 5	9.375 9	37.275 6
7	1016	Ariyah Edwards	Aiken	9.050 8T	9.325 8T	9.250 8	9.450 5T	37.075 7
8	1154	Mary Katheryn Marable	Gymnastics Academy	9.150 5T	9.125 9	9.275 7	9.100 12	36.650 8
9	1283	Taylor Riga	Ocean Flippers	9.050 9T	8.800 12	9.225 9	9.550 3	36.625 9
10	1015	Gretchen LeGrand	Aiken	8.500 16	9.400 6T	9.025 10T	8.850 15	35.775 10
11	1261	Anna Drafts	MEGA	8.625 14	9.050 10	8.750 14	9.200 10	35.625 11
12	1210	Reagan Biggart	Greenwood Y	8.950 11	8.975 11	7.800 17	9.450 6T	35.175 12
13	1033	Katie Bice	Balance Point	8.650 13	8.650 15	8.775 13	8.925 14	35.000 13
14	1155	Shannon Hammill	Gymnastics Academy	8.000 17	8.725 13T	9.025 11T	9.150 11	34.900 14
15	1048	Hope Hildreth	Barefoot	9.125 7T	8.725 14T	8.450 15	8.350 17	34.650 15
16	1047	Savannah Clayton	Barefoot	8.600 15	8.350 16	8.350 16	9.075 13	34.375 16
17	1127	Brooke Horton	Electric City	8.775 12	7.700 17	8.950 12	8.500 16	33.925 17