

2013 SC Xcel State Championships

Meet Results





Mar 15-17, 2013

Page: 1
Printed: 3/16/2013 6:11:10 PM

Women / SV / F

Session: 5

Judge's Signatures

Rank	Num	Name	Gym					AA
1	4244	McKinlay Bryant	Thomas	8.825 3	9.600 1	9.375 3	9.575 1	37.375 1
2	4119	Kelsey Limbaugh	Foothills	9.100 1T	9.375 2	9.275 6	9.250 4T	37.000 2
3	4209	Ashleigh Turner	Lexington	9.100 2T	9.325 3	9.250 7T	9.025 14	36.700 3
4	4045	Melissa Hennessey	Carolina	8.600 7	9.225 5T	9.450 1	9.375 2	36.650 4
5	4019	Paige Hoefer	American	8.725 4T	9.275 4	9.250 8T	9.250 5T	36.500 5
6	4188	Anna Poole	Kozeev's	8.500 9	9.225 6T	9.425 2	9.050 12T	36.200 6
7	4090	Danielle Abell	Choice	8.525 8	8.825 11	9.325 4	9.350 3	36.025 7
8	4158	Caroline Carver	Greenwood Y	8.675 6	8.650 12	9.300 5	9.175 10	35.800 8
9	4082	Allie Deboben	Charleston Twisters	8.325 14T	9.000 8T	8.975 10	9.200 8T	35.500 9
10	4043	Anjealiq Diaz	Carolina	8.400 11T	9.050 7	8.750 12	9.200 9T	35.400 10
11	4153	Amber Staudt	Greenville	8.725 5T	8.250 15	9.200 9	9.050 13T	35.225 11
12	4208	Kate Haley	Lexington	8.475 10	9.000 9T	8.300 14	9.225 7	35.000 12
13	4091	Abigail J. Todd	Choice	8.375 13	8.375 14	8.850 11	9.250 6T	34.850 13
14	4355	Joleah McComb	FLIP! Gym	8.325 15T	9.000 10T	8.075 15	9.100 11	34.500 14
15	4022	Caitlyn Bailey	Balance Point	8.400 12T	8.475 13	8.350 13	9.000 15	34.225 15